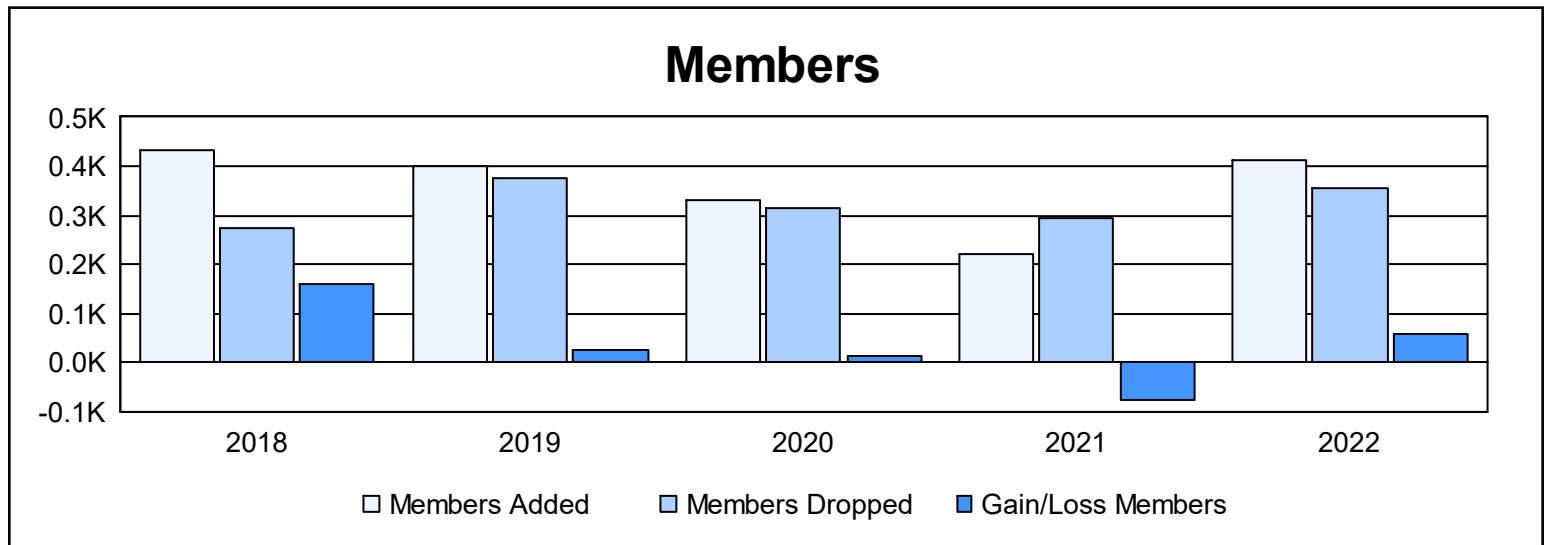
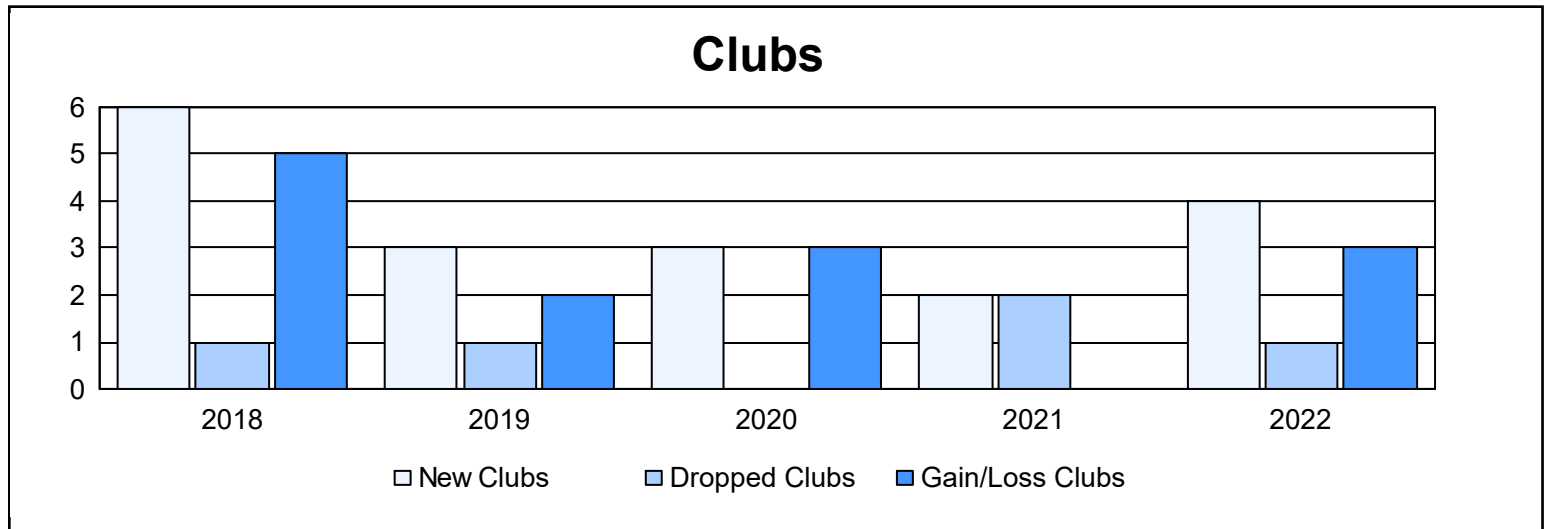
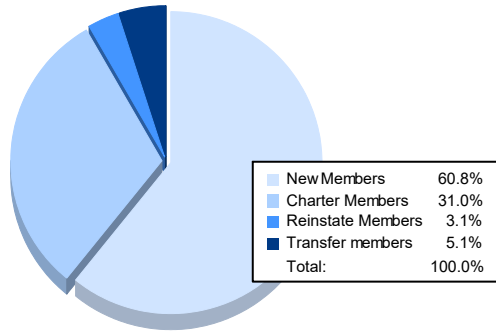


| Year | New Clubs | Dropped Clubs | Gain/ Loss Clubs | New Members | Charter Members | Reinstate Members | Transfer Members | Total Member Added | Total Members Dropped | Gain/ Loss Members |
|----------------|-----------|---------------|------------------|-------------|-----------------|-------------------|------------------|--------------------|-----------------------|--------------------|
| 2017-2018 | 6 | 1 | 5 | 246 | 156 | 9 | 22 | 433 | 273 | 160 |
| 2018-2019 | 3 | 1 | 2 | 283 | 79 | 12 | 26 | 400 | 374 | 26 |
| 2019-2020 | 3 | 0 | 3 | 207 | 92 | 10 | 20 | 329 | 314 | 15 |
| 2020-2021 | 2 | 2 | 0 | 128 | 58 | 20 | 13 | 219 | 294 | -75 |
| 2021-2022 | 4 | 1 | 3 | 251 | 128 | 13 | 21 | 413 | 356 | 57 |
| Average | 4 | 1 | 3 | 223 | 103 | 13 | 20 | 359 | 322 | 37 |



Membership Composition June 2022 Cumulative



Gender Composition June 2022 Cumulative

